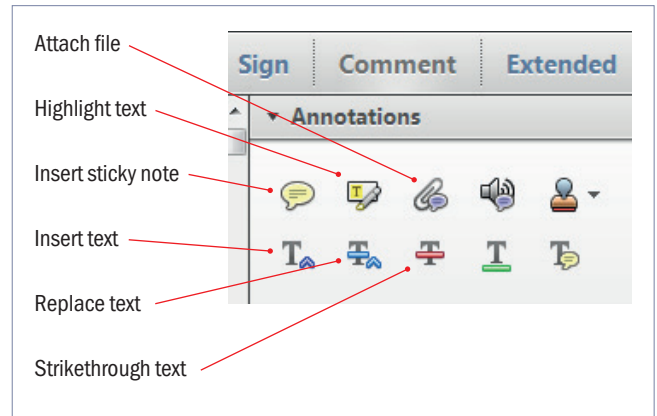


Making corrections to your proof

Please follow these instructions to mark changes or add notes to your proof. You can use Adobe Acrobat Reader (download the most recent version from <https://get.adobe.com>) or an open source PDF annotator.

For Adobe Reader, the tools you need to use are contained in **Annotations** in the **Comment** toolbar. You can also right-click on the text for several options. The most useful tools have been highlighted here. If you cannot make the desired change with the tools, please insert a sticky note describing the correction.

Please ensure all changes are visible via the 'Comments List' in the annotated PDF so that your corrections are not missed.

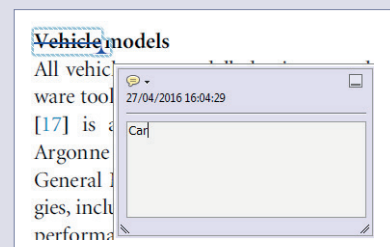


Do not attempt to directly edit the PDF file as changes will not be visible.



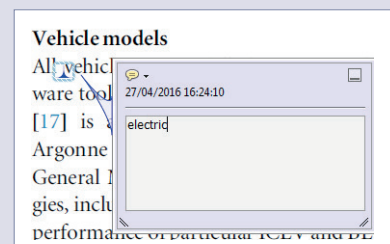
Replacing text

To replace text, highlight what you want to change then press the replace text icon, or right-click and press 'Add Note to Replace Text', then insert your text in the pop up box. Highlight the text and right click to style in bold, italic, superscript or subscript.



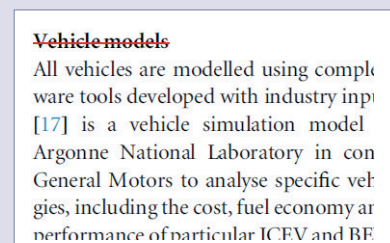
Inserting text

Place your cursor where you want to insert text, then press the insert text icon, or right-click and press 'Insert Text at Cursor', then insert your text in the pop up box. Highlight the text and right click to style in bold, italic, superscript or subscript.



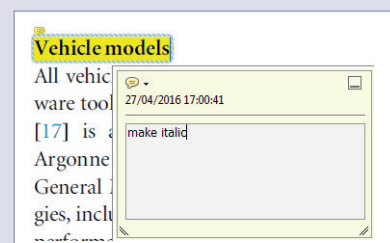
Deleting text

To delete text, highlight what you want to remove then press the strikethrough icon, or right-click and press 'Strikethrough Text'.



Highlighting text

To highlight text, with the cursor highlight the selected text then press the highlight text icon, or right-click and press 'Highlight text'. If you double click on this highlighted text you can add a comment.



QUERIES

Page 1

AQ1

Your article has been processed in line with the journal style. Your changes will be reviewed by the Production Editor, and any amendments that do not comply with journal style or grammatical correctness will not be applied and will not appear in the published article.

AQ2

Please check that the **names of all authors as displayed in the proof are correct**, and that all **authors are linked to the correct affiliations**. Please also confirm that the correct corresponding author has been indicated. **Note that this is your last opportunity to review and amend this information before your article is published.**

Page 16

AQ3

If an explicit acknowledgment of funding is required, please ensure that it is indicated in your article. If you already have an Acknowledgments section, please check that the information there is complete and correct.

AQ4

Please check the details for any journal references that do not have a link as they may contain some incorrect information. If any journal references do not have a link, please update with correct details and supply a Crossref DOI if available.

PAPER: No subject

The devil is in the details: pentagonal bipyramids and dynamic arrest

AQ1

James E Hallett^{1,2}, Francesco Turci¹ and C Patrick Royall^{1,2,3}

¹ H.H. Wills Physics Laboratory, Tyndall Avenue, Bristol, BS8 1TL, United Kingdom

² Centre for Nanoscience and Quantum Information, Tyndall Avenue, Bristol, BS8 1FD, United Kingdom

³ School of Chemistry, University of Bristol, Cantock's Close, Bristol, BS8 1TS, United Kingdom

E-mail: paddy.royall@bristol.ac.uk

Received 29 April 2019

Accepted for publication 23 October 2019

Published



CrossMark

Online at stacks.iop.org/JSTAT/2019/000000

[doi:10.1088/1742-5468/2019/00/000000](https://doi.org/10.1088/1742-5468/2019/00/000000)

Abstract. Colloidal suspensions have long been studied as a model for atomic and molecular systems, due to the ability to fluorescently label and individually track each particle, yielding particle-resolved structural information. This allows various local order parameters to be probed that are otherwise inaccessible for a comparable molecular system. For phase transitions such as crystallisation, appropriate order parameters which emphasise 6-fold symmetry are a natural choice, but for vitrification the choice of order parameter is less clear cut. Previous work has highlighted the importance of icosahedral local structure as the glass transition is approached. However, counting icosahedra or related motifs is not a continuous order parameter in the same way as, for example, the bond-orientational order parameters Q_6 and W_6 . In this work we investigate the suitability of using pentagonal bipyramid membership, a structure which can be assembled into larger, five-fold symmetric structures, as a finer order parameter to investigate the glass transition. We explore various structural and dynamic properties and show that this new approach produces many of the same findings as simple icosahedral membership, but we also find that large instantaneous displacements are often correlated with significant changes in pentagonal bipyramid membership, and unlike the population of defective icosahedra, the pentagonal bipyramid membership and spindle number do not saturate for any measured volume fraction, but continues to increase.

J. Stat. Mech. (2019) AB5369

AQ2

Keywords: colloidal glasses, glasses (colloidal, polymer, etc), glasses (structural), slow relaxation, glassy dynamics, aging

Contents

1. Introduction	2
2. Methods	4
2.1. Experimental procedure.....	4
2.2. Structural order parameter.....	5
3. Results	8
3.1. Global structure.....	8
3.2. Local dynamics.....	11
3.3. Dynamics and structural transitions.....	12
4. Conclusions	14
Acknowledgments	16
References	16

1. Introduction

The dramatic slowdown in dynamics in supercooled liquids approaching the glass transition remains unexplained [1, 2]. By contrast, in the case of freezing, solidification may be linked to the local crystalline structure assumed by the constituent particles. Central to the conundrum of the glass transition then, is how the viscosity can increase by *14 orders of magnitude* with little apparent change in structure [3]. A wide variety of theoretical approaches have been advanced to address this challenge, for which the reader is referred to a number of excellent reviews [1, 2, 4–6] and shorter perspectives [7–12].

Theories with particular relevance from the point of view of local structure include Adam-Gibbs [13] and random-first-order-transition (RFOT) theories [14], and geometric frustration [15]. Adam-Gibbs and RFOT posit a drop in the *configurational* entropy of the system, which should become sub-extensive at some finite temperature, corresponding to the Kauzmann transition [16], i.e. a so-called ideal glass. Recently, considerable progress has been made in approaching this putative state [17], and drops in configurational entropy determined from order-agnostic measures of structure have been obtained in experiments on colloids [18–21] computer simulation of structural glasses [12, 22], and even some spin glasses [23]. On the other hand, building on the idea that five-fold symmetric *locally favoured structures* are ‘abhorrent to crystallisation’, as they cannot tile 3D space [24], geometric frustration relates the slowdown in dynamics in Euclidean space to a presumed transition to a state of icosahedra in some non-frustrated space [15].

In testing out some of these ideas, particular attention has focussed on hexagonal order in 2D, where the situation is clearer (there appears to be mainly one form of order) and visualisation is straightforward. Growing domains of hexagonal order have been found in colloid experiments [18, 25, 26], granular experiments [27, 28] and computer simulation [29], and related to a 2D interpretation of geometric frustration [30]. While some controversy exists over the connection between order-agnostic *point-to-set* lengths and explicit determination of hexagonal symmetry [31, 32], this now appears to have been resolved by careful consideration of the fluctuation of thermodynamic quantities in the cavities (small local regions) probed in calculations of the point-to-set length [33]. However, significant differences have been found in the nature of the dynamics between two and three dimensions in simulations [34], and colloid experiments [35], moreover evidence has recently emerged that in 2D, there may be no finite-temperature glass transition [36].

One might therefore reasonably enquire what colloid experiments (and computer simulations) might tell us of the glass transition in the three-dimensional world in which we live. ~~Key to this issue is~~ the co-incidence of dynamic and structural lengthscales [3, 37]. Such a coming together of lengthscales would provide significant support for the RFOT/Adam-Gibbs picture [1, 37]. However, until recently, the vast majority of work has found that dynamic lengthscales, (defined often through the so-called ξ_4 measure, which presumes an Ornstein–Zernike fit to the 4-point structure factor $S_4(q,t)$ [38]) do *not* scale with a variety of structural lengths [3]. Exceptions include 2D work [29, 39] (but note the caveats above), alternative definitions of the dynamic lengthscale [37, 40–43] and experimental work on colloids [44]. A key observation is that the previous work has largely been limited to the first four decades of supercooling, and thus it is hard to conclude anything directly about the glass transition itself.

Another approach is to directly interrogate a specific theory, and recently, the ~~theory~~ which makes the most explicit reference to local structure, geometric frustration, has been investigated [45]. In curved space, the expected sharp crossover to a state of icosahedra is found, and for small amounts of frustration, indeed the structural and dynamic lengthscales couple. However, the increase in frustration upon uncurving the space towards the Euclidean case, leads to a decoupling in dynamic lengthscales and lengthscales related to icosahedra. Therefore, in the dynamical regime accessible to computer simulation and colloid experiment, where higher-order structure can be rigorously defined and compared with dynamic lengthscales, we conclude that growth of five-fold symmetric domains does not, by itself, explain the slowdown in dynamics. Moreover, it has been shown that local structure is sensitive to the system in question [46–49], although it should be possible to define a locally favoured structure or structure s for a given system [48], using energy minimisation [50] or morphometric methods in the case of systems without attractions [51].

Given the limitations of geometric frustration—tested in the Wahnström binary Lennard-Jones model, known for its high prevalence of five-fold symmetry [48, 52, 53]—one might reasonably enquire as to its use as a metric in systems undergoing a glass transition. ~~On the other hand,~~ local structure *has* been shown to drive a structural-dynamical phase transition in trajectory space [45, 54, 55], which has found experimental verification [56]. In the Wahnström model and hard spheres [55, 56], this is driven via a bias on five-fold symmetric structures. Further, direct evidence in

support of the role of five-fold symmetry has been obtained using smaller colloids to access an unprecedented dynamic range in particle-resolved studies [21].

While real-space measurements such as particle-resolved confocal microscopy and computer simulations can be used to identify local structure in dense colloidal suspensions at the microscale [3, 57–59], tantalising insights of this mechanism have also been obtained using scattering methods [60–66]. Nevertheless, despite the presence of five-fold symmetric structures in supercooled systems and their correlation with slow dynamics, there is no universally accepted order parameter to describe the onset of this five-fold order.

For some phenomena, order parameters naturally emerge: for crystallisation order parameters that prioritise 6-fold symmetry are obvious [39], while in active matter systems, it can be informative to consider polarisation of mobility due to cooperative motion of the constituent particles [67]. For an amorphous system, the solution is less clear. Various approaches have been used to address this issue, such as considering structural overlaps [68] but one attractive option is to construct an order parameter based on the detection of local structure. We recently demonstrated that local structure plays a key role in the behaviour of colloidal liquids at unprecedented degrees of dynamic slowdown [21], noting the significance of defective icosahedra (regular icosahedra missing three neighbouring particles from a face) [56] and regular icosahedra in the development of slow dynamics. In this work we evaluate a new order parameter: the occupancy of pentagonal bipyramids. This is an appealing alternative because both defective icosahedra and regular icosahedra can be constructed from pentagonal bipyramids. Therefore by identifying the local occupancy of these pentagonal bipyramids, one can identify finer changes in the structure as the metastable liquid becomes more and more dominated by local icosahedral order.

In this work dense suspensions of colloidal hard spheres were prepared in rectangular cells for observation by stimulated emission depletion microscopy. Particle coordinates were tracked and their structure and dynamics were subsequently interrogated by considering the role of the pentagonal bipyramid structure. By studying this new data and re-evaluating data from our previous work that spans nearly seven decades of dynamic slowdown [21], we show that the relationship between pentagonal bipyramid occupancy and slow dynamics is comparable to that of icosahedra and defective icosahedra. However, we also show that large instantaneous displacements often coincide with large jumps (either positive or negative) in pentagonal bipyramid occupancy—while defective icosahedra occupancy remains the same. We also show that the average spindle number and pentagonal bipyramid occupancy number continue to increase with supercooling unlike simple membership of defective icosahedra, which saturates at densities comparable to the mode-coupling crossover due to geometric constraints [21].

2. Methods

2.1. Experimental procedure

Fluorescent, core-shell index and density matched poly(methyl methacrylate) (PMMA) particle suspensions were prepared for microscopy observation [21]. Briefly, PMMA

colloidal particles ($\sigma = 540$ nm, 8% polydispersity) were synthesised with a rhodamine-dyed fluorescent core and non-fluorescent shell and transferred into a mixture of cis-decalin and cyclohexylbromide. This mixture matches the refractive index and density of PMMA and, with the addition of tetrabutylammonium borate salt to screen any surface charges, can effectively reproduce hard-sphere behaviour. Stock suspensions were prepared at high volume fraction by centrifugation at elevated temperatures and removal of a known quantity of solvent. Samples were subsequently prepared by filling glass capillaries (approx. 100 micron thickness) with the colloidal suspension and sealing with epoxy glue and were either imaged straight away or allowed to equilibrate for up to several weeks.

3D particle resolved measurements were performed using stimulated emission depletion microscopy (STED) with a Leica SP8 microscope, using a white light laser set to 543 nm for excitation and a 660 nm depletion laser. Imaging volumes were typically $(10\text{--}15 \mu\text{m})^3$ and sampling interval of 10–1200 s between frames depending on volume fraction. Total sampling times were up to 48 h. Raw data were subsequently processed using Huygens deconvolution software and particle coordinates were obtained using tracking algorithms [69]. The structural relaxation time τ_α was obtained from the intermediate scattering function (ISF) for wavevector q , which here was taken to correspond to a particle diameter ($q \sim 2\pi\sigma^{-1}$), close to the main peak in the static structure factor. The long-time tail of the ISF was fitted with a stretched exponential with time constant τ_α and stretching exponent b . Structural relaxation times as a function of volume fraction were then fitted using the Vogel–Fulcher–Tammann (VFT) relationship:

$$\tau_\alpha(\phi) = \tau_\infty \exp \left[\frac{A}{(\phi_0 - \phi)^\delta} \right] \quad (1)$$

where τ_∞ is the relaxation time in a dilute system, ϕ_0 is the the volume fraction at which the relaxation time would diverge, A is a measure of the fragility and δ is an exponent typically set to one to recover the conventional VFT form.

Where appropriate, figures are plotted as a function of the reduced pressure Z as a control parameter rather than ϕ , following the arguments of Berthier and Witten [70]. To calculate this we use the Carnahan–Starling equation of state ($Z_{\text{cs}} = (1 + \phi + \phi^2 - \phi^3)/(1 - \phi)^3$) which gives good agreement with simulations over the range of volume fractions described here [71]. Local structure was assigned using a modified topological cluster classification [53], where in addition to assigning different local structures to different particles, the number of specific pentagonal bipyramid clusters or spindles each particle contributed to was also recorded (see below).

2.2. Structural order parameter

Previous work has shown that 5-membered rings correlate with *slow* dynamics in a model glassformer [41]. While these rings are necessary to construct icosahedral structures, pentagonal rings alone are not enough. The rings must also be crossed by a spindle—generating a pentagonal bipyramid (see figure 1(a)). Therefore we choose to investigate the suitability of the pentagonal bipyramid as an order parameter for dynamic arrest. Consider a single icosahedron. The central particle forms part of 12 pentagonal bipyramids, where each spindle is defined by the vector between the central particle and any

shell particle, and the five-fold ring is the ring of particles surrounding this spindle (figure 1(b)). Therefore the central particle can be a member of 12 pentagonal bipyramids and form 12 spindles. However, if we consider a shell particle, it only forms one spindle (joining the central particle) but can also contribute to five rings (for its five shell neighbours), so this particle will form 1 spindle and be a member of six pentagonal bipyramids (1 as a spindle former and five as a ring member). If we now consider an icosahedron in a configuration of particles, it is easy to see how other numbers of pentagonal bipyramids and spindles can be obtained, by considering incomplete icosahedra (so-called defective icosahedra) (figure 1(d)) and particles forming part of a network of icosahedra. We thus obtain two order parameters for each particle: the number of pentagonal bipyramids it occupies and the number of spindles it forms, which we denote O_{PBP} and O_{S} respectively. This characterisation serves three key purposes: it provides a measure of ‘icosahedral quality’, in that it can encapsulate both regular and defective icosahedral order. It also provides a sense of local icosahedral environment, in that large occupancy values are not possible for isolated locally favoured structure (LFS) and instead require a structured domain. Finally, it distinguishes particles by their position in a particular LFS—that is to say a particle in the centre of an icosahedron is distinct from those in the shell, rather than captured within the same characterisation. The relationship between icosahedral structure and pentagonal bipyramids has been explored previously in simulations. By biasing towards the formation of pentagonal bipyramids, crystallisation was suppressed [72] and icosahedral structures were promoted [72, 73]. In order to detect the degree of pentagonal bipyramidal structure, we use a modified topological cluster classification (TCC) scheme. The TCC is a method for identifying local structure in particle configurations. The algorithm detects clusters within a configuration that have previously been identified as ‘ground state clusters’—clusters that form from a small number (up to 15) of isolated particles that interact via various pair potentials. In the conventional TCC scheme, the algorithm creates a neighbour network for the configuration and identifies three-, four- and five-membered shortest path rings. The rings are further categorised by identification of common neighbours to all ring particles. If there is only one neighbour, this yields a tetrahedron, square pyramid or pentagonal pyramid. If there are two neighbours, by definition (as nearest neighbours to all particles in the ring) these must be above and below the ring, forming a spindle [53]. This generates a set of basic clusters: the triangular bipyramid, octahedron and pentagonal bipyramid for the three-, four- and five-membered rings respectively. More complex clusters can form from more particles, but crucially these are still identified through the combination of one or more of the basic clusters and/or additional single particles. The approach adopted here differs at this key step. Instead of using the basic clusters to identify more complex clusters, we instead focus solely on the pentagonal bipyramid cluster. Adjacent clusters can share particles and so individual particles can be used to construct multiple five-membered rings or spindles with different sets of neighbouring particles. We thus record the number of spindles and complete pentagonal bipyramids that each particle contributes toward (O_{S} and O_{PBP} respectively). It should be noted that the conventional TCC scheme does use properties such as shared spindles and shared ring-members as part of the logic flow to identify compound clusters, but crucially while a particle has to form a specific number of five-membered rings or spindles to form a particular cluster, it is also possible for it to form

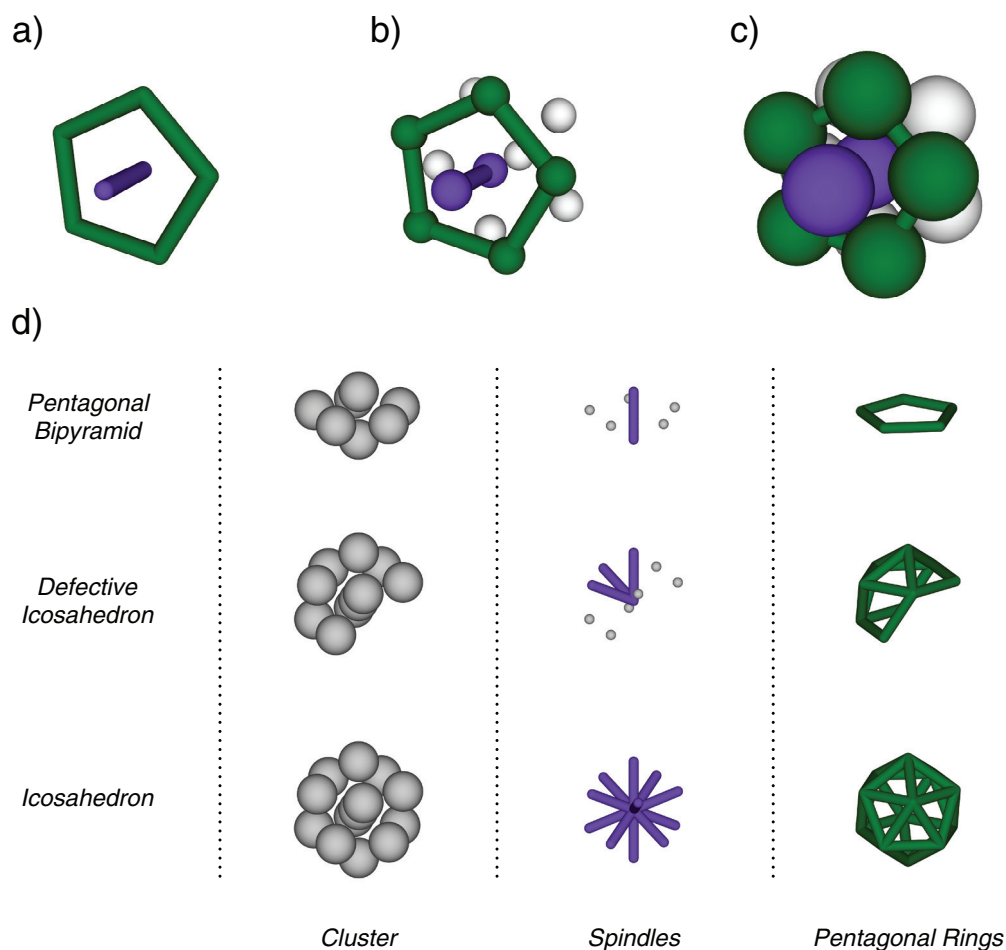


Figure 1. Pentagonal bipyramids and icosahedra. Rendered pentagonal pyramid bond structure in (a) isolation and (b) as part of an icosahedron. The spindle is shown in purple and the pentagonal ring is indicated in green. (c) Shows a complete icosahedron with one pentagonal bipyramid indicated. It is clear to see that alternative pentagonal bipyramids can be highlighted by simply drawing a spindle from the centre to any particle at the surface, and creating a five membered ring from the neighbouring particles. (d) The spindle and pentagonal ring structure for pentagonal bipyramid, defective icosahedron and regular icosahedron clusters. Particles that do not form spindles are also shown to illustrate the position of the spindles in the locally favoured structures.

more five-membered rings and spindles but *not* form any extra compound clusters, and so the TCC does not detect this. For example, assuming no more complex structure is generated, no distinction is made between a particle in a single isolated pentagonal bipyramid, and one shared between two pentagonal bipyramids. It is this distinction that motivates the present study.

3. Results

In this section we will investigate real-space particle resolved data and determine the role of pentagonal bipyramid occupancy in the structure and dynamics of supercooled hard spheres. We first show the spatial distribution of pentagonal bipyramid structural order for a range of state points, revealing spatial heterogeneity which can be described by an increasing lengthscale with volume fraction. We also show that the distribution of PBP and spindle occupancy increases with volume fraction.

We then consider the relationship between PBP membership and slow dynamics in two different ways: we first consider the correlation between mobility and persistence of membership in PBP during trajectories and then discuss the relationship between instantaneous displacements and changes in PBP membership.

3.1. Global structure

Figure 2 displays the spatial distribution of pentagonal bipyramids and spindle order for a range of state points. We see that for all state points, the spatial distributions of O_{PBP} and O_{S} are very similar. This is unsurprising: as discussed above, particles that contribute to many spindles, by definition, also contribute to many PBP. However, there are differences, and we see a more smoothly varying order parameter for O_{PBP} than for O_{S} .

We see that for a relatively low volume fraction ($\phi = 0.523$, figures 2(a) and (d)) the majority of particles are not detected in PBP, and those that are are spatially distinct. However, at higher volume fraction ($\phi = 0.591$, figures 2(b) and (e)) a network of varying PBP and spindle membership can be observed. At higher volume fraction still ($\phi = 0.598$, figures 2(c) and (f)) a similar network is found, but with richer PBP and spindle membership. Nevertheless, while some particles are detected in as many as 12 spindles (i.e. the centre of an icosahedron) there are still many particles that are not detected in any PBP or spindles. This is symptomatic of geometric frustration: while these five-fold symmetric structures can percolate through the sample, they are unable to tessellate, leaving regions poor in five-fold symmetry. We also note that the varying PBP field is reminiscent of studies of crystallisation that utilise bond-orientational order parameters such as Q_6 and ψ_6 [39], as opposed to simple locally favoured structure occupancy, which is a binary ('on-off') measure. Motivated by this observation, we proceed to investigate the change in PBP population with increasing volume fraction.

We see distinct differences between different state points by considering the probability distribution function for pentagonal bipyramid occupancy (figures 2(g)–(i)). We see that for all densities the majority of particles are not detected in any spindles. However at high densities (figures 2(h) and (i)) the population in several spindles increases. We also note a second peak in the distribution for 12 spindles: these particles corresponds to the central particles in icosahedra. For pentagonal bipyramid occupancy we see similar behaviour with increasing volume fraction, albeit without a second peak in the distribution, and we also note PBP occupancy in excess of 12 at high densities. One might ask how a particle can contribute to more than 12 pentagonal bipyramids, exceeding its number of nearest neighbours. This is illustrated in the render in figure 2(i), where an icosahedron formed by the white, purple, pink and dark green particles is joined

by two neighbouring particles (light green). The central particle (purple) in the original icosahedron, in addition to two of the original shell particles (dark green) and two neighbouring particles (light green), can form a pentagonal ring (shown in green) for a spindle formed between two of the shell particles (pink) from the original icosahedron. This allows the original central particle to contribute to the 12 PBPs that form the original shell, and also contribute to the PBP with the two extra neighbours, allowing its PBP occupancy to exceed 12. For a regular icosahedron the shell bond distance is 5% longer than for the centre-shell bond distance [3], so the spindle and ring bond distances are reversed for an icosahedron-forming pentagonal bipyramid and a PBP that also includes extra neighbouring particles. We also note that there is a strong positive correlation between O_S and O_{PBP} (see insets, figures 2(g)–(i)) at all state points, indicating that both order parameters are capturing similar structural features.

We now consider the mean occupancy, and find that both spindle and PBP occupancies continue to increase with volume fraction (figure 3(a)). This is notable because for a binary choice of locally favoured structure occupancy [21], defective icosahedra (the LFS for hard spheres) appears to saturate at high densities, while the population of regular icosahedra is negligible *until* this saturation region. This measure of pentagonal bipyramid or spindle number appears to smoothly translate between the two structures. It is also possible to determine a lengthscale associated with these growing regions rich in pentagonal bipyramids or spindles. We determine the spindle or bipyramid weighted pair distribution function, as follows:

$$g_a(r) = \frac{\sum_{i,j} (w_{i,a} w_{j,a}) \delta(r - |\vec{r}_{ij}|)}{\langle w_{i,a} \rangle^2 \pi r^2 \Delta r \rho (N - 1)} \quad (2)$$

for $a =$ spindle or PBP, ρ is the average number density, $w_{i,a}$ is the occupancy and $\langle w_{i,a} \rangle$ is the average occupancy. We then extract a lengthscale by normalising against the particle-particle pair distribution function, and fit the decay using an Ornstein–Zernike envelope [38, 39, 41] as follows:

$$\frac{g_a(r)}{g(r)} \sim \frac{1}{r} \exp\left(\frac{-r}{\xi_a}\right) \quad (3)$$

where ξ_a is the structural lengthscale for spindles or pentagonal bipyramids. Figure 3(b) shows examples of this lengthscale fit. For increasing volume fraction the decay is slower, yielding a longer characteristic lengthscale. Figure 3(c) shows the fitted lengthscales as a function of volume fraction and pressure. We choose to fit the characteristic increase in lengthscales using the following expression, inspired by random first order transition theory [42, 74]:

$$\xi[Z(\phi)] = \xi_0 \left(\frac{1}{Z_0 - Z_{\text{CS}}(\phi)} \right)^{\frac{1}{3-\theta}} \quad (4)$$

where Z_0 corresponds to the reduced pressure at which dynamical divergence is predicted by the VFT fit (see figure 3(c) inset). For both spindles and pentagonal bipyramids, measured lengthscales markedly increase by almost a factor of three, with similar scaling (within error) to the previously reported lengthscales associated with slow dynamics and icosahedral order [21]. By capturing the same structural features as

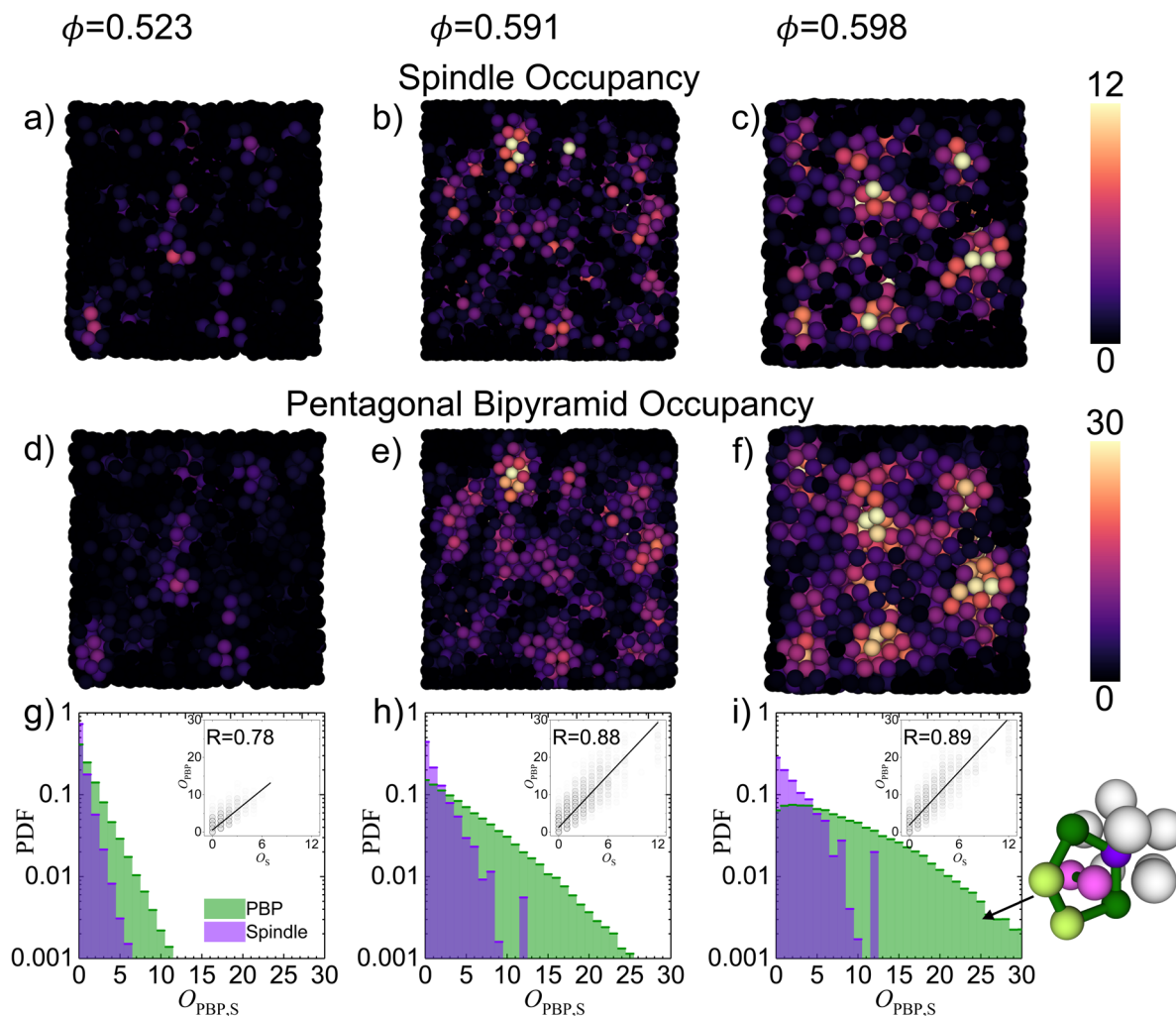


Figure 2. Five-fold symmetry in configurations. Rendered configurations of local structure and their distributions at different volume fractions: $\phi =$ (a), (d) and (g) 0.523, (b), (e) and (h) 0.591 and (c), (f) and (i) 0.598. Colour coding corresponds to spindle occupancy (a)–(c) pentagonal bipyramid occupancy (d)–(f). Probability distribution functions from these statepoints are also shown (g)–(i) for both spindle (green) and pentagonal bipyramid (blue) occupancy. Insets show the joint distributions for O_S and $O_{PBP,S}$, and the corresponding Pearson correlation coefficients R are shown. (i) also indicates a configuration able to produce PBP occupancy in excess of 12, where neighbouring particles form a pentagonal ring (green bonds) with the central particle from the icosahedron, and the spindle (pink particles) is formed by two particles from the icosahedral shell.

defective icosahedra membership, but also capturing the details of the local five-fold (yet not fully icosahedral) environment, the lengthscales are generally slightly larger for both spindle and PBP occupancy than for defective icosahedra. This demonstrates the compatibility between the conventional ‘locally favoured structures’ approach and the method adopted here. In addition to structure, global dynamics are indicated in the Angell plot (figure 3(c) (inset)). We see that as populations and lengthscales associated with pentagonal bipyramids increase, the system slows down by almost seven decades.

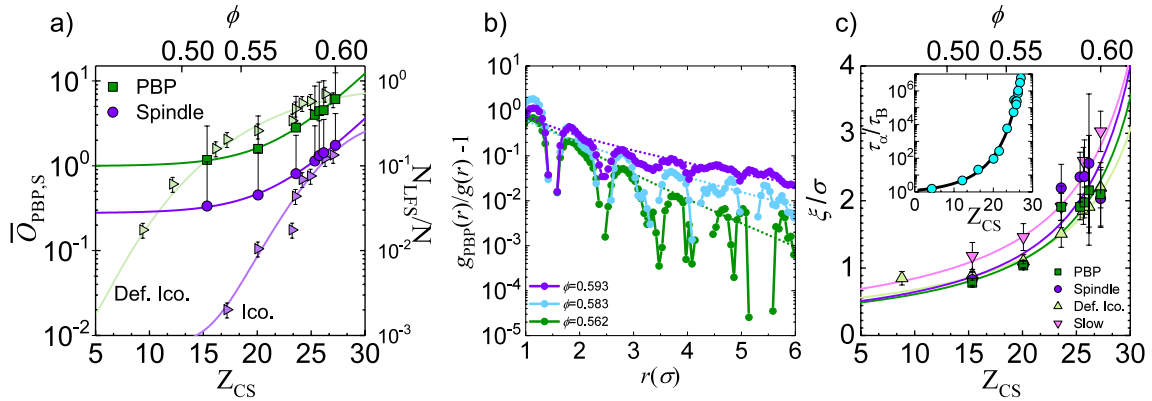


Figure 3. Pentagonal bipyramid populations and lengthscales (a) Occupancy of five-fold symmetric structures and populations of locally favoured structures as a function of pressure. Unlike the defective icosahedra, which saturates at high volume fraction, and the regular icosahedra, which has a negligible population until around ϕ_{MCT} (reproduced from [21]), both spindle occupancy and pentagonal bipyramid occupancy increase monotonically at all state points. Lines are guides to the eye. For O_S and O_{PBP} only positive error bars are shown for clarity. (b) Example lengthscale fits for pentagonal bipyramid membership for state points $\phi = 0.562$, 0.583 and 0.593 . (c) Lengthscales associated with five-fold symmetric structures as a function of pressure. Lengthscales associated with both spindle occupancy and pentagonal bipyramid occupancy increases monotonically at all state points. Lines are fits to equation (4), with parameters $\xi_0 = 58.2$ and $\theta = 2.27 \pm 0.11$ for ξ_S and $\xi_0 = 45.1$ and $\theta = 2.23 \pm 0.09$ for ξ_{PBP} . The lengthscales reported in [21] are also shown, and produce similar scaling. Inset shows the Angell plot of τ_α as a function of pressure. Datapoints are partly reproduced from [21]. Solid line is a fit to VFT scaling (equation (1)), where $\phi_0 = 0.616 \pm 0.002$ ($Z_0 = 31.1$).

In the following sections we will explore the interplay between slow dynamics and pentagonal bipyramid structure.

3.2. Local dynamics

In order to determine the relationship between slow dynamics and local order, we now investigate the mobility of trajectories that persistently occupy many pentagonal bipyramids and spindles. We define the mobility μ as the displacement over a time interval $\sim 0.5\tau_\alpha$ [21]. Figures 4(c) and (d) show interpolated histograms of particle mobility and spindle occupancy for volume fractions 0.523 and 0.598 respectively. While the more weakly supercooled sample shows little correlation between spindle occupancy and mobility, the higher volume fraction sample shows a highly mobile, structurally poor subset and an immobile, structurally rich subset. To investigate these subsets in more detail, we show the displacements and corresponding spindle occupancy for example trajectories in figures 4(a) and (b), corresponding to positions marked in figure 4(d). We also indicate timesteps where the trajectory was detected in a defective icosahedron by shading the background, and note that, despite the differing spindle numbers and mobility between the example trajectories, they are both persistent in defective icosahedra—a metric previously shown to favour slow dynamics. Inspired by

this observation, we now pose the question ‘are pentagonal bipyramids a better predictor of slow dynamics than defective icosahedra?’. To phrase this slightly differently, can pentagonal bipyramid or spindle membership be used to identify the small subset of particles which are persistent in defective icosahedra, yet are also fast moving? To answer this, we determine the mobility of structurally rich particle trajectories that persist in defective icosahedra, and those that do not, following [21] (where persistency is the fraction of steps during a trajectory where a particle is detected in a particular LFS). As described previously, we see that ‘LFS-rich’ particles are generally slow moving, while ‘LFS-poor’ particles can be either slow or fast moving, with a distinct second peak in the distribution (figure 5(a)). We then sub-sample for ‘fast’ and ‘slow’ particles by using the minima between the slow and fast distributions for the LFS-poor trajectories ($\mu \sim 0.75\sigma$ —indicated in figure 5(a)) as a cutoff and investigate the pentagonal bipyramidal occupancy for these subsets. Figure 5(b) shows the distribution of O_S (purple) and O_{PBP} (green) for slow (solid colour) and fast (hashed colour) subsets. We see lower O_S and O_{PBP} for fast moving particles than for slow moving particles. This is not surprising: we have already shown that fast moving particles are generally structurally poorer than slow moving particles (figure 4). However, we now perform the same analysis for LFS-poor and LFS-rich particles and observe marked differences. For LFS-poor trajectories (figure 5(c)) we see little distinction between fast and slow trajectories: in both instances the O_S and O_{PBP} are significantly lower than for the total population and the mean values (see table 1) are essentially the same. However, for LFS-rich trajectories (figure 5(d)) we see that fast moving particles generally have lower (approximately 15%) O_S and O_{PBP} than slow moving particles (see table 1). Physically, what does this mean? In a sense the lower occupancy is capturing either particles that are in isolated LFS, or those at the edge of icosahedral domains—which are not weighted differently when considering simple LFS membership but are more able to move than, for example, particles in the core of an icosahedral domain. It should be noted that for the sample described here, the vast majority ($> 99\%$) of LFS-rich particles are also slow moving, without needing to invoke any extra order parameter to identify them. However, pentagonal bipyramid occupancy can be a useful tool to identify exceptional particle arrangements that are LFS-rich yet mobile, or to identify the persistence and propagation of icosahedrally rich domains in a more informative way than simply through LFS-identification.

3.3. Dynamics and structural transitions

Figure 6 shows the relationship between mobility and changing PBP structure over a single imaging step at high volume fraction. By considering the change in spindle number (or number of occupied PBPs) over this small time interval (typically $< 0.05\tau_\alpha$) we can associate this change in structure with large or small displacements. At weak supercooling (figures 6(a) and (b)) we see that both spindle and PBP occupancy show little clear correlation between mobility and structural transition. However, at deeper supercooling (figures 6(c) and (d)) we observe that in general transitions that conserve spindle or PBP occupancy result in small displacements, as expected for a structure that has been associated with slow dynamics but also note that transitions from a low spindle number (i.e. less locally structured) to high spindle number, or vice versa,

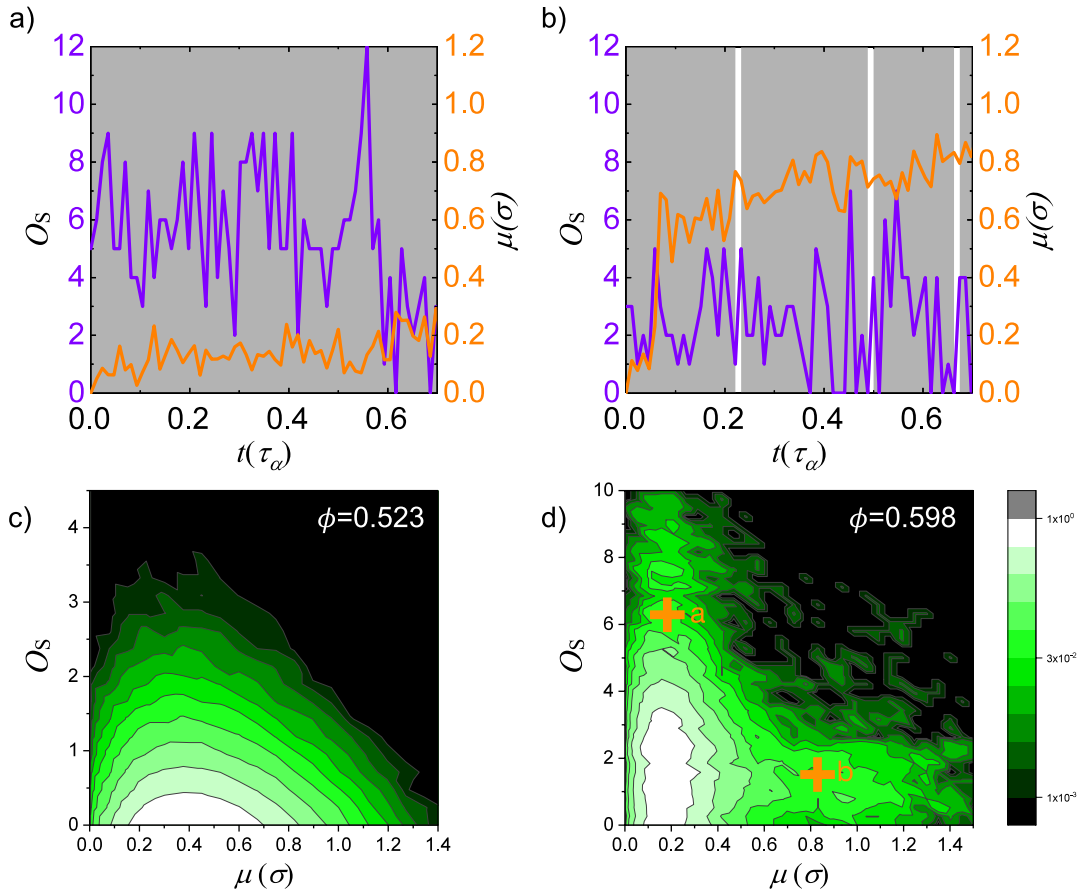


Figure 4. Pentagonal structure and slow dynamics Example displacements (orange) and spindle occupancy (purple) fluctuations for a spindle rich (a) and spindle poor (b) trajectory. Grey background indicates when the particle was also detected in a defective icosahedron, while white indicates non-detection in a defective icosahedron. Joint probability distributions of mobility and persistency of spindle occupancy for state points (c)0.523 and (d) 0.598 over time interval $t \sim 0.5\tau_\alpha$. Location of example trajectories shown in (a) and (b) are indicated in (d) by the orange symbols.

correspond to the largest measured displacements (figure 6(c)). This signal is also present for PBP occupancy (figure 6(d)), although it is less pronounced than for spindle occupancy. This could emerge naturally as a consequence of the caging effect of these icosahedrally ordered structures: that is to say, in order to sufficiently disrupt these structures, large displacements of multiple particles are necessary. Also note that in figures 6(a) and (c) we observe that no particles were detected in 11 spindles, which we also see in the occupancy distribution in figures 2(g)–(i). This indicates that, should a particle leave the surface of an icosahedron (where the central particle occupies 12 distinct spindles), either it is immediately replaced by a different particle, maintaining 12 spindles with the central particle, or the shell of particles around the central particle relaxes to a different structure, reducing the number of pentagonal rings and further reducing the number of detected spindles to ten or fewer. This supports the claim that persistence in pentagonal bipyramidal motifs correlates with slow dynamics, but also

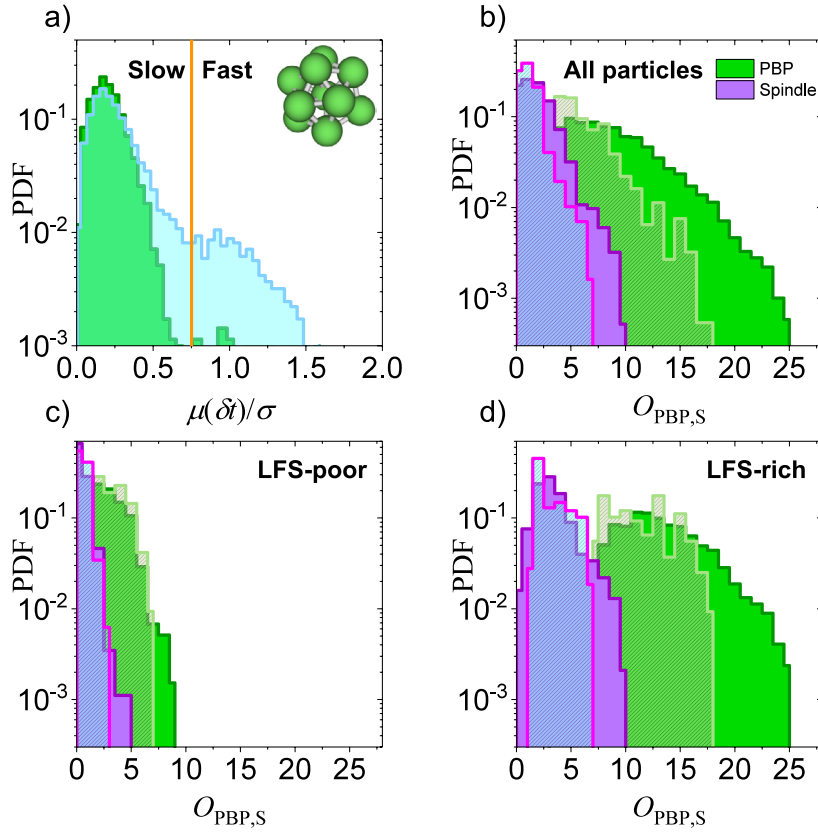


Figure 5. Defective icosahedra and mobility (a) Distribution of mobility for trajectories rich in defective icosahedra locally favoured structures (green) and structurally poor trajectories (blue) for $\phi = 0.598$ for time interval $t \sim 0.5\tau_\alpha$. Orange line indicates threshold for ‘fast’ and ‘slow’ particles. (b) Distribution of O_S (purple) and O_{PBP} (green) for slow (solid colour) and fast (hashed colour) subsets. (c) Distribution of O_S and O_{PBP} for slow and fast subsets for LFS-poor trajectories. (d) Distribution of O_S and O_{PBP} for slow and fast subsets for LFS-rich trajectories.

reveals that ‘structure breaking’ and ‘structure making’ events can result in notable particle rearrangements.

4. Conclusions

In this paper we explore the suitability of a novel five-fold symmetric order parameter to investigate the role of local structure in dynamic arrest. By using occupancy of pentagonal bipyramidal structures as a measure of local ‘icosahedral quality’, we have unveiled new characteristic structural signatures of slow dynamics, while also reproducing many of the observations shown through simple membership of locally favoured structures. We demonstrate that, while spindle and pentagonal bipyramids number are finer variables than simple occupancy of locally favoured structures, dynamic correlations and measured lengthscales are highly compatible between the two approaches.

Table 1. Mean and standard deviation (in brackets) of LFS (defective icosahedra) occupancy and spindle and pentagonal bipyramid occupancy distributions, for fast and slow subsets obtained for all, LFS-rich and LFS-poor particles as determined from figure 5.

Subset		Slow	Fast
All	\bar{O}_{LFS}	0.80(0.20)	0.66(0.21)
	\bar{O}_{S}	2.3(1.6)	1.6(1.1)
	\bar{O}_{PBP}	8.2(4.6)	5.6(2.9)
	\bar{O}_{LFS}	0.49(0.16)	0.47(0.17)
LFS-poor	\bar{O}_{S}	1.04(0.77)	1.06(0.53)
	\bar{O}_{PBP}	4.1(1.6)	4.0(1.5)
	\bar{O}_{LFS}	0.99(0.01)	0.98(0.01)
LFS-rich	\bar{O}_{S}	4.0(1.6)	3.5(1.3)
	\bar{O}_{PBP}	13.6(3.5)	11.8(2.9)

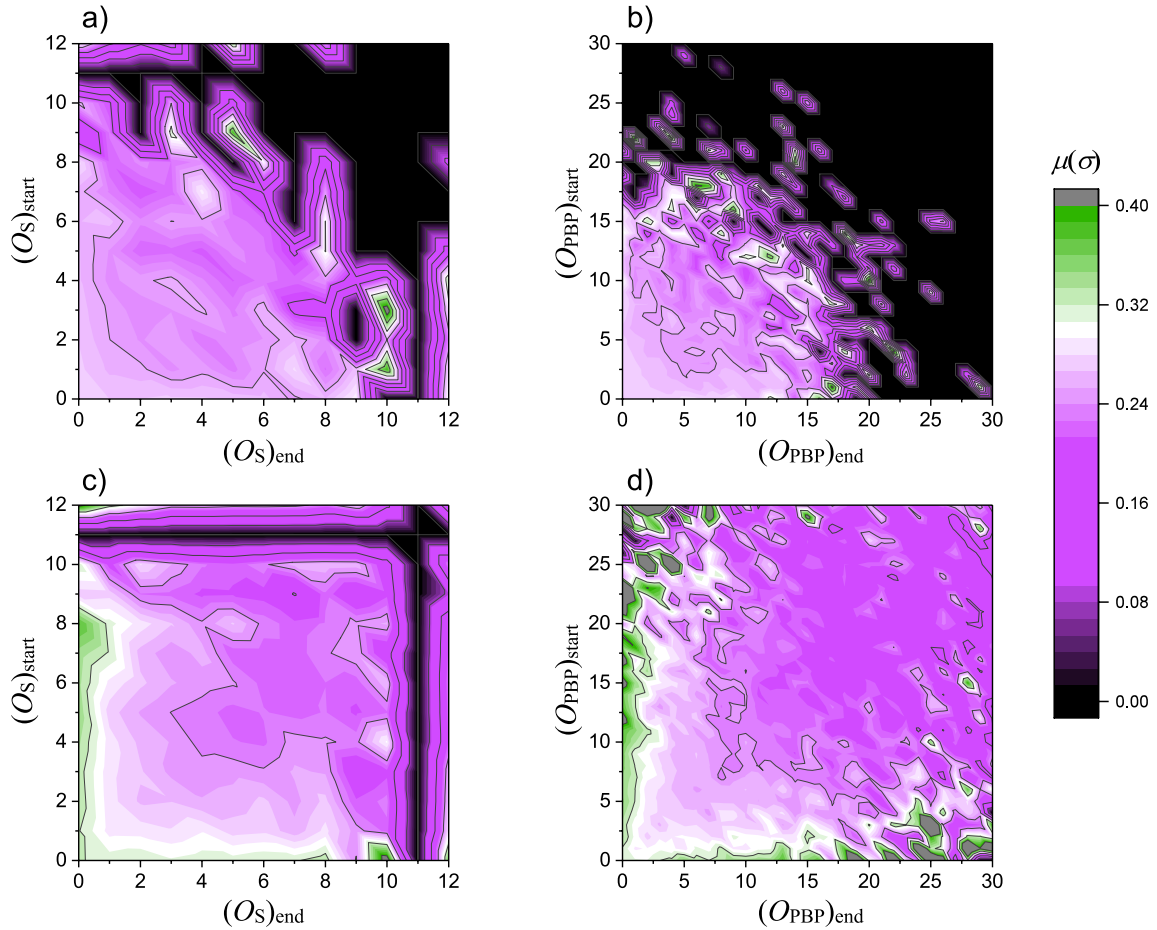


Figure 6. Mobility and five-fold structure transitions Map of mobility associated with specific structural transitions between spindle and bipyramid occupancies, over experimental timestep t at state points $\phi = 0.562$ (a) and (b), $t \sim 0.05\tau_\alpha$ and $\phi = 0.598$ (c) and (d) $t \sim 0.05\tau_\alpha$.

Intriguingly we show that both PBP and spindle number continue to increase over the range of densities explored here and capture the growing five-fold symmetry of the vitrifying liquid. We also show that large instantaneous displacements are characteristic of sudden transitions in spindle and pentagonal bipyramid occupancy number. Finally, we make a direct comparison between the pentagonal bipyramid approach and locally favoured structures and distinguish exceptional cases of fast-moving, yet structurally-rich particles from slow-moving structurally-rich particles through their pentagonal bipyramid signature.

This approach can be readily adopted in structural studies of supercooled liquids, either from experiments or in simulations as an additional order parameter to characterise the system. While this approach can yield more quantitative information than the ‘standard’ locally favoured structures approach, we are gratified to see a high degree of compatibility between the two approaches. Indeed, one can think of traditional icosahedra and defective icosahedra identification as equivalent to a measure of pentagonal bipyramidal or spindle occupancy with a neighbour-specific threshold. On the other hand, the approach adopted here exclusively prioritises five-fold symmetry at the expense of other local structure. We therefore propose a combined approach for future particle resolved studies: to use the topological cluster classification (or alternative local structure identification) as a qualitative analysis of the system structure, supplemented by this approach to quantify icosahedral ordering.

AQ3

Acknowledgments

CPR acknowledges the Royal Society, and the Kyoto University SPIRITS fund. JEH, FT and CPR acknowledge the European Research Council (ERC consolidator grant NANOPRS, project 617266) and the Engineering and Physical Sciences Research Council (EP/H022333/1) for financial support. ~~JEH thanks Martin van Hecke, whose insightful question prompted this investigation.~~

AQ4 References

- [1] Berthier L and Biroli G 2011 Theoretical perspective on the glass transition and amorphous materials *Rev. Mod. Phys.* **83** 587–645
- [2] Cavagna A 2009 Supercooled liquids for pedestrians *Phys. Rep.* **476** 51–124
- [3] Royall C P and Williams S R 2015 The role of local structure in dynamical arrest *Phys. Rep.* **560** 1–75
- [4] Debenedetti P G 1996 *Metastable Liquids Concepts and Principles* (Princeton, NJ: Princeton University Press)
- [5] Dyre J C 2006 Colloquium: The glass transition and elastic models of glass-forming liquids *Rev. Mod. Phys.* **78** 953–72
- [6] Stillinger F H and Debenedetti P G 2013 Glass transition thermodynamics and kinetics *Annu. Rev. Condens. Matter Phys.* **4** 263–85
- [7] Berthier L and Ediger M D 2016 Facets of glass physics *Phys. Today* **69** 40–6
- [8] Biroli G and Garrahan J P 2013 Perspective: the glass transition *J. Chem. Phys.* **138** 12A301
- [9] Debenedetti P G and Stillinger F H 2001 Supercooled liquids and the glass transition *Nature* **410** 259–67
- [10] Ediger M D 2017 Perspective on high stability vapor-deposited glasses *J. Chem. Phys.* **147** 210901
- [11] Ediger M D and Harrowell P 2012 Perspective: supercooled liquids and glasses *J. Chem. Phys.* **137** 080901
- [12] Berthier L, Ozawa M and Scalliet C 2019 Configurational entropy of glass-forming liquids *J. Chem. Phys.* **150** 160902
- [13] Adam G and Gibbs J H 1965 On the temperature dependence of relaxation phenomena in glass-forming liquids *J. Chem. Phys.* **43** 139–46

- [14] Lubchenko V and Wolynes P 2007 Theory of structural glasses and supercooled liquids *Annu. Rev. Phys. Chem.* **58** 235–66
- [15] Tarjus G, Kivelson S A, Nussinov Z and Viot P 2005 The frustration-based approach of supercooled liquids and the glass transition: a review and critical assessment *J. Phys.: Condens. Matter* **17** R1143–82
- [16] Kauzmann W 1948 The nature of the glassy state and the behavior of liquids at low temperatures *Chem. Rev.* **43** 219–56
- [17] Royall C P, Turci F, Tatsumi S, Russo J and Robinson J 2018 The race to the bottom: approaching the ideal glass *J. Phys.: Condens. Matter* **30** 363001
- [18] Gokhale S, Sood A K and Ganapathy R 2016 Deconstructing the glass transition through critical experiments on colloids *Adv. Phys.* **65** 363–452
- [19] Gokhale S, Nagamanasa K H, Sood A K and Ganapathy R 2016 Influence of an amorphous wall on the distribution of localized excitations in a colloidal glass-forming liquid *J. Stat. Mech.* **074013**
- [20] Williams I, Turci F, Hallett J E, Crowther P, Cammarota C, Biroli G and Royall C P 2018 Experimental determination of configurational entropy in a two-dimensional liquid under random pinning *J. Phys.: Condens. Matter* **30** 094003
- [21] Hallett J E, Turci F and Royall C P 2018 Local structure in deeply supercooled liquids exhibits growing lengthscales and dynamical correlations *Nat. Commun.* **9** 3272
- [22] Berthier L, Charbonneau P, Coslovich D, Ninarello A, Ozawa M and Yaida S 2017 Configurational entropy measurements in extremely supercooled liquids that break the glass ceiling *Proc. Natl Acad. Sci.* **114** 11356–61
- [23] Baity-Jesi M and Martin-Major V 2019 Precursors of the spin glass transition in three dimensions (arXiv:1901.05581)
- [24] Frank F C 1952 Supercooling of liquids *Proc. R. Soc. A* **215** 43–6
- [25] Yunker P J, Zhang X, Aptowicz K B and Yodh A G 2009 Irreversible rearrangements, correlated domains, and local structure in aging glasses *Phys. Rev. Lett.* **103** 115701
- [26] Tamborini E, Royall C P and Cicuta P 2015 Correlation between crystalline order and vitrification in colloidal monolayers *J. Phys.: Condens. Matter* **27** 194124
- [27] Candelier R, Widmer-Cooper A, Kummerfeld J K, Dauchot O, Biroli G, Harrowell P and Reichman D R 2010 Spatiotemporal hierarchy of relaxation events, dynamical heterogeneities, and structural reorganization in a supercooled liquid *Phys. Rev. Lett.* **105** 135702
- [28] Watanabe K, Kawasaki T and Tanaka H 2011 Structural origin of enhanced slow dynamics near a wall in glass-forming systems *Nat. Mater.* **10** 512–20
- [29] Kawasaki T, Araki T and Tanaka H 2007 Correlation between dynamic heterogeneity and medium-range order in two-dimensional glass-forming liquids *Phys. Rev. Lett.* **99** 215701
- [30] Sausset F and Tarjus G 2010 Growing static and dynamic length scales in a glass-forming liquid *Phys. Rev. Lett.* **104** 065701
- [31] Russo J and Tanaka H 2015 Assessing the role of static length scales behind glassy dynamics in polydisperse hard disks *Proc. Natl Acad. Sci.* **112** 6920–4
- [32] Yaida S, Berthier L, Charbonneau P and Tarjus G 2016 Point-to-set lengths, local structure, and glassiness *Phys. Rev. E* **94** 032605
- [33] Tah I, Sengupta S, Sastry S, Dasgupta C and Karmakar S 2018 Glass transition in supercooled liquids with medium-range crystalline order *Phys. Rev. Lett.* **121** 085703
- [34] Flenner E and Szamel G 2015 Fundamental differences between glassy dynamics in two and three dimensions *Nat. Commun.* **6** 7392
- [35] Vivek S, Kelleher C P, Chaikin P and Weeks E R 2017 Long-wavelength fluctuations and the glass transition in two dimensions and three dimensions *Proc. Natl Acad. Sci.* **114** 1850–5
- [36] 2019 Zero-temperature glass transition in two dimensions *Nat. Commun.* **10** 1508
- [37] Karmakar S, Dasgupta C and Sastry S 2014 Growing length scales and their relation to timescales in glass-forming liquids *Annu. Rev. Condens. Matter Phys.* **5** 255–84
- [38] Lačević N, Starr F W, Schröder T B and Glotzer S C 2003 Spatially heterogeneous dynamics investigated via a time-dependent four-point density correlation function *J. Chem. Phys.* **119** 7372–87
- [39] Tanaka H, Kawasaki T, Shintani H and Watanabe K 2010 Critical-like behaviour of glass-forming liquids *Nat. Mater.* **9** 324–31
- [40] Harrowell P 2011 Chapter: The length scales of dynamic heterogeneity: results from molecular dynamics simulations *Dynamical Heterogeneities in Glasses, Colloids and Granular Media* (Oxford: Oxford University Press)
- [41] Dunleavy A J, Wiesner K, Yamamoto R and Royall C P 2015 Mutual information reveals multiple structural relaxation mechanisms in a model glassformer *Nat. Commun.* **6** 6089

- [42] Royall C P and Kob W 2017 Locally favoured structures and dynamic length scales in a simple glass-former *J. Stat. Mech.* **024001**
- [43] Pastore R, Pesce G, Sasso A and Pica Ciamarra M 2017 Cage size and jump precursors in glass-forming liquids: experiment and simulations *J. Phys. Chem. Lett.* **8** 1562–8
- [44] Leocmach M and Tanaka H 2012 Roles of icosahedral and crystal-like order in the hard spheres glass transition *Nat. Commun.* **3** 974
- [45] Turci F, Tarjus G and Royall C P 2017 From glass formation to icosahedral ordering by curving three-dimensional space *Phys. Rev. Lett.* **118** 215501
- [46] Hocky G M, Coslovich D, Ikeda A and Reichman D 2014 Correlation of local order with particle mobility in supercooled liquids is highly system dependent *Phys. Rev. Lett.* **113** 157801
- [47] Jack R L, Dunleavy A J and Royall C P 2014 Information-theoretic measurements of coupling between structure and dynamics in glass-formers *Phys. Rev. Lett.* **113** 095703
- [48] Royall C P, Malins A, Dunleavy A J and Pinney R 2015 Strong geometric frustration in model glassformers *J. Non-Cryst. Solids* **407** 34–43
- [49] Coslovich D, Osawa M and Berthier L 2018 Local order and crystallization of dense polydisperse hard spheres *J. Phys.: Condens. Matter* **30** 144004
- [50] Doye J P K, Wales D J and Berry R S 1995 The effect of the range of the potential on the structures of clusters *J. Chem. Phys.* **103** 4234–49
- [51] Robinson J F, Turci F, Roth R and Royall C P 2019 Morphometric approach to many-body correlations in hard spheres *Phys. Rev. Lett.* **122** 068004
- [52] Coslovich D and Pastore G 2007 Understanding fragility in supercooled lennard-jones mixtures. I. Locally preferred structures *J. Chem. Phys.* **127** 124504
- [53] Malins A, Eggers J, Royall C P, Williams S R and Tanaka H 2013 Identification of long-lived clusters and their link to slow dynamics in a model glass former *J. Chem. Phys.* **138** 12A535
- [54] Speck T, Malins A and Royall C P 2012 First-order phase transition in a model glass former: coupling of local structure and dynamics *Phys. Rev. Lett.* **109** 195703
- [55] Turci F, Speck T and Royall C P 2018 Structural-dynamical transition in the wahnström mixture *Eur. Phys. J. E* **41** 54
- [56] Pinchaipat R, Campo M, Turci F, Hallett J E, Speck T and Royall C P 2017 Experimental evidence for a structural-dynamical transition in trajectory space *Phys. Rev. Lett.* **119** 028004
- [57] Hunter G L and Weeks E R 2012 The physics of the colloidal glass transition *Rep. Prog. Phys.* **75** 066501
- [58] Yunker P J, Chen K, Gratale M D, Lohr M A, Stil T and Yodh A G 2014 Physics in ordered and disordered colloidal matter composed of poly(n-isopropyl acrylamide) microgel particles *Rep. Prog. Phys.* **77** 056601
- [59] Zhang C, Gnan N, Mason T G, Zaccarelli E and Scheffold F 2016 Dynamical and structural signatures of the glass transition in emulsions *J. Stat. Mech.* **094003**
- [60] Liu A C Y, Tabor R F, Bourgeois L, de Jonge M D, Mudie S T and Petersen T C 2016 Calculation of projected bond-orientational order parameters to quantify local symmetries from transmission diffraction data *Phys. Rev. Lett.* **116** 205501
- [61] Liu A C Y, Tabor R F, de Jonge M D, Mudie S T and Petersen T C 2017 Favored local structures in amorphous colloidal packings measured by microbeam x-ray diffraction *Proc. Natl Acad. Sci.* **114** 10344–9
- [62] Wette P, Klassen I, Holland-Moritz D, Palberg T, Roth S V and Herlach D M 2009 Colloids as model systems for liquid undercooled metals *Phys. Rev. E* **79** 010501
- [63] Wochner P, Gutt C, Autenrieth T, Demmer T, Bugaev V, Díaz Ortiza A, Duri A, Zontone F, Grübel G and Dosch H 2009 X-ray cross correlation analysis uncovers hidden local symmetries in disordered matter *Proc. Natl Acad. Sci.* **106** 11511–4
- [64] Di Cicco A, Trapananti A, Faggioni S and Filippini A 2003 Is there icosahedral ordering in liquid and undercooled metals *Phys. Rev. Lett.* **91** 135505
- [65] Hirata A, Guan P, Fujita T, Hirotsu Y, Inoue A, Yavari A R, Sakurai T and Chen M 2010 Direct observation of local atomic order in a metallic glass *Nat. Mater.* **10** 28–33
- [66] Hirata A, Kang L J, Fujita T, Klumov B, Matsue K, Kotani M, Yavari A R and Chen M W 2013 Geometric frustration of icosahedron in metallic glasses *Science* **341** 376–379
- [67] Bricard A, Caussin J B, Desreumaux N, Dauchot O and Bartolo D 2013 Emergence of macroscopic directed motion in populations of motile colloids *Nature* **503** 95
- [68] Berthier L 2013 Overlap fluctuations in glass-forming liquids *Phys. Rev. E* **88** 022313
- [69] Leocmach M and Tanaka H 2013 A novel particle tracking method with individual particle size measurement and its application to ordering in glassy hard sphere colloids *Soft Matter* **9** 1447–57
- [70] Berthier L and Witten T A 2009 Glass transition of dense fluids of hard and compressible spheres *Phys. Rev. E* **80** 021502

- [71] Berthier L, Coslovich D, Ninarello A and Ozawa M 2016 Equilibrium sampling of hard spheres up to the jamming density and beyond *Phys. Rev. Lett.* **116** 238002
- [72] Taffs J and Royall C P 2016 The role of fivefold symmetry in suppressing crystallization *Nat. Commun.* **7** 13225
- [73] Carter B M G D, Turci F, Ronceray P and Royall C P 2018 Structural covariance in the hard sphere fluid *J. Chem. Phys.* **148** 204511
- [74] Cammarota C, Cavagna A, Gradenigo G, Grigera T S and Verrochio P 2009 Numerical determination of the exponents controlling the relationship between time, length, and temperature in glass-forming liquids *J. Chem. Phys.* **131** 194901